




Kay Petermann
 Editor - PCN Europe
 k.petermann@tim-europe.com

PCN Europe is an essential source of information for professionals in the broad field of processing industries since 2004.

We are looking into different areas, reporting about new developments and trends in the field of Measurement and Instrumentation, e.g. sensors, transmitters, gauges and more. Also Motion Technology (motors, drives, handling equipment, hydraulics and pneumatics) as well as Pumps, Valves and Fittings and Processing Machinery is in the editorial focus of PCN Europe. With the increasing importance of Digitalization and Industry 4.0 for processing and faster innovation and product cycles, products solution and standards in the Automation and Communication are getting even more important and we will keep you informed about trends and evolutions. In each issue we focus on products and solutions for a different industry sector and its special requirements.

Language: English - Launched: 2004



PCN Europe







Main Topics

- Measurement & Instrumentation
- Automation & Communication
- Pumps, Valves & Compressors
- Processing Machinery
- Explosion Protection & Safety
- Equipment & Services
- Industry 4.0
- Maintenance

63.647
 Total subscribers

23.000
 Website visitors per month

Advertisement Rates and Specifications

 6.500 € 1/1 page □ 210 x 285 mm +5 mm bleed ■ *180 x 259 mm	 4.900 € 2/3 page vertical ■ *119 x 259 mm	 4.900 € 2/3 page horizontal ■ *180 x 171 mm	 4.400 € 1/2 page island ■ *119 x 170 mm	 3.900 € 1/2 page horizontal □ 210 x 138 mm +5 mm bleed ■ *180 x 125 mm
 3.900 € 1/2 page vertical □ 103 x 285 mm +5 mm bleed ■ *88 x 259 mm	 2.800 € 1/3 page horizontal □ 210 x 98 mm +5 mm bleed ■ *180 x 80 mm	 2.800 € 1/3 page vertical □ 72 x 285 mm +5 mm bleed ■ *57 x 259 mm	 2.200 € 1/4 page ■ *88 x 125 mm	 1.300 € 1/8 page ■ *88 x 57 mm

***Type area, centered**
 Dimensions (width x depth).
 Prices in Euro (Excl. VAT).
 Trim size 210 x 285 mm

Special positioning
 Inside front, inside back, outside back: +15%
 Cover story, Cover presence incl. three inner pages, inserts: pricing and further information on request

PUBLISHING SCHEDULE 2021

Issue	Focus	Shows/Events	Dates
3 March Closing Date 26.02 Mailing Date 26.03	Hannover Messe Focus Measurement & Instrumentation Bulk & Solids Special	Interpack, Düsseldorf Solids, Dortmund HANNOVER MESSE, Hannover Maintenance, Antwerp	25.02.-03.03 17-18.03 12-16.04 28-29.04
5 May Closing Date 02.04 Mailing Date 04.05	Achema 2021 Focus Digitalization in Processing Industries Chemical & Pharmaceutical Industry Special	SENSOR+TEST, Nuremberg ACHEMA, Frankfurt LogiMAT, Stuttgart Sensors & Instrumentation Live, Birmingham	04-06.05 14-18.06 22-24.06 29-30.06
9 September Closing Date 27.08 Mailing Date 24.09	Modular and Connected Production Automation & Process Control Food & Beverage Industry Special	Fakuma, Friedrichshafen	12-16.10
11 November Closing Date 01.10 Mailing Date 03.11	Explosion Protection & Safety Pumps, Valves & Compressors Oil & Gas Industry Special	Adipec, Abu Dhabi SPS, Nuremberg	08-11.11 23-25.11

READERSHIP PROFILE 2021

Print + Digital: Circulation 2021

By industry	Print	Digital	Subscribers	%
Agricultural Chemicals	72	119	191	0,30%
Cosmetics, Toilet Preparations	24	55	79	0,12%
Energy, Water Supply, Waste Water Treatment	2.210	2.063	4.273	6,71%
Engineering, Consulting, Subcontract Services	5.313	6.437	11.750	18,46%
Food, Drinks, Tobacco	3.962	1.878	5.840	9,18%
Industrial Chemicals	6.381	4.384	10.765	16,91%
Lumber, Wood, Furniture & Fixtures	864	594	1.458	2,29%
Oil, Gas, Petroleum Refining & Related Products	778	1.531	2.309	3,63%
Paints, Varnishes, Lacquers & Allied Products	73	91	164	0,26%
Paper, Printing & Allied Products	1.786	1.220	3.006	4,72%
Pharmaceuticals	178	325	503	0,79%
Plastic Materials and Synthetics	833	1.041	1.874	2,94%
Primary Metals Industries	1.372	1.096	2.468	3,88%
Rubber & Plastic Products	719	923	1.642	2,58%
Sealants, Explosives, Ink, Carbon, Chemical Products	91	123	214	0,34%
Soap, Detergents, Cleaning Products, Perfumes	74	110	184	0,29%
Stone, Clay, Glass & Concrete Products	783	654	1.437	2,26%
Textile, Apparel, Leather	1.771	1.084	2.855	4,49%
Others related to the field	2.421	10.214	12.635	19,85%
TOTAL	29.705	33.942	63.647	100%

Source: Publisher's Projection 2021

By geographical area	Print	Digital	Subscribers	%
Austria	261	269	261	0,88%
Belgium	1.534	2.556	1.534	5,16%
Czech Republic	80	86	80	0,27%
Denmark	191	151	191	0,64%
Finland	140	119	140	0,47%
France	7.784	7.033	7.784	26,20%
Germany	3.516	4.998	3.516	11,84%
Greece	357	445	357	1,20%
Hungary	79	81	79	0,27%
Ireland	303	334	303	1,02%
Italy	3.683	4.128	3.683	12,40%
Netherlands	1.138	1.429	1.138	3,83%
Norway	179	139	179	0,60%
Poland	115	157	115	0,39%
Portugal	489	471	489	1,65%
Spain	2.064	2.549	2.064	6,95%
Sweden	249	215	249	0,84%
Switzerland	421	392	421	1,42%
Turkey	478	389	478	1,61%
Uk	4.680	3.994	4.680	15,75%
Extra-Europe Distribution	1.964	4.007	1.964	6,61%
TOTAL	29.705	33.942	29.705	100%

By job function	Subscribers	%
Engineering	17.610	27,67%
General & Corporate Management	14.366	22,57%
Others	9.671	15,19%
Plant Operations, Maintenance, Quality Control	7.718	12,13%
Purchasing	9.587	15,06%
Research & Development	4.695	7,38%
TOTAL	63.647	100%